



# Eldorado Outdoor,

The Building Blocks for Luxury Outdoor Spaces.

ELDORADO  OUTDOOR™

Outdoor elegance.



BEFORE

*There's nothing quite like the pleasures of an evening dining alfresco. Extending your living space to the outdoors is no longer just a trend, but a lifestyle worth attaining.*

AFTER

*Eldorado Outdoor Gas-Burning Fireplace & Cabinets finished with Eldorado Stone® Padova Fieldledge® & Cassis ModenaBrick®.*




## ELDORADO OUTDOOR™

**Eldorado Outdoor** has redefined how to build outdoor living spaces with a collection of strong, yet lightweight building blocks. The blocks quickly assemble into custom barbecue islands, kitchen counters, fireplaces, fire pits and more—ready to be dressed with Eldorado Stone and Brick within hours.

Eldorado Outdoor saves time, materials and installation costs, all while allowing you to customize and design the perfect outdoor retreat. Eldorado Outdoor products quickly assemble into a virtually limitless combination of configurations. Each piece is made of glass-fiber reinforced concrete (GFRC) which can be installed on any solid flooring surface without concrete footings or rebar.



Eliminated is construction waste and additional time associated with traditional masonry block installations. Eldorado Outdoor products can be assembled in just hours; even cut-outs for custom features such as barbecues, sinks, drawers and burners can be done on-site.



**Eldorado Outdoor:**

- 6 Outdoor Cabinets
- 4 Raised Backsplashes
- 2 End Caps
- Hand Tools
- 2 People
- 1 Day



**CMU Concrete Block:**

- 160 Qty. Concrete Blocks
- 200 Ft. Rebar
- 45 Qty. Bags of Cement
- Heavy Equipment
- 4 People
- 7 Days



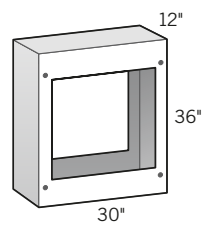
**Eldorado Outdoor Vs. Concrete Block**

The sheer magnitude of materials, time and manpower required to build a CMU Concrete Block kitchen compared to Eldorado Outdoor is well illustrated in this “example”. Eldorado Outdoor allows you to create beautiful and authentic masonry outdoor spaces in less than half the time compared to traditional building techniques. The strong, yet lightweight material doesn’t require additional concrete footings, bending rebar, or any of the mess, waste and time associated with CMU installations.

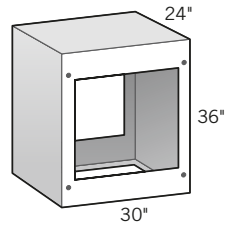


*Eldorado Outdoor Cabinets finished with Eldorado Stone® Padova Fieldledge®.*

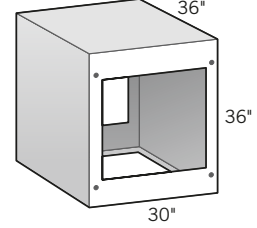
 **Straight (Linear) Cabinets**



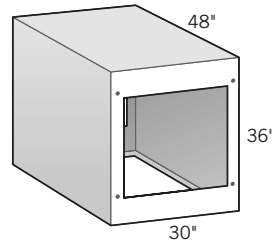
**12" Cabinet**  
30" d × 36" h • OLPLS0012



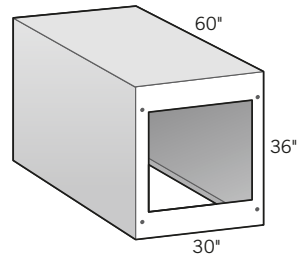
**24" Cabinet**  
30" d × 36" h • OLPLS0024



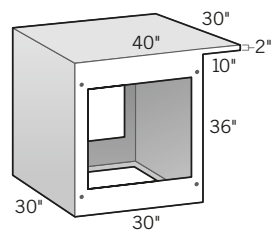
**36" Cabinet**  
30" d × 36" h • OLPLS0036



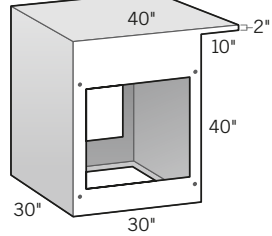
**48" Cabinet**  
30" d × 36" h • OLPLS0048



**60" Cabinet**  
30" d × 36" h • OLPLS0060

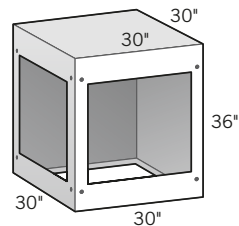


**Cabinet with 10" Cantilever Backside**  
30" d × 30" l × 36" h • OLPLSCHBS

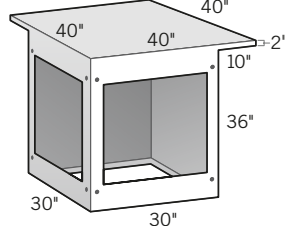


**BAR-HEIGHT Cabinet with 10" Cantilever Backside**  
30" d × 30" l × 40" h • OLPLSBHBS

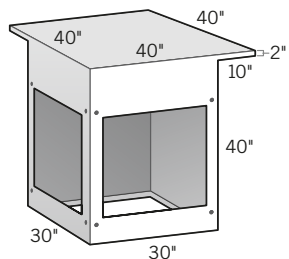
 **90° Corner Cabinets**



**90° Corner Cabinet**  
30" d × 30" l × 36" h • OLPLS00CN

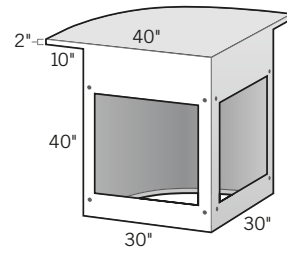


**90° Corner Cabinet with 10" Cantilever on Two Sides**  
30" d × 30" l × 36" h • OLPLSCHBC

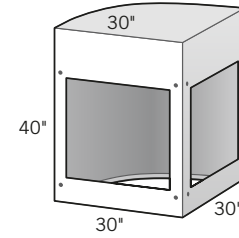


**BAR-HEIGHT 90° Corner Cabinet with 10" Cantilever on Two Sides**  
30" d × 30" l × 40" h • OLPLSBHBC

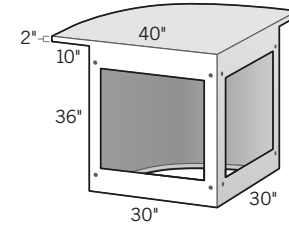
**90° Radius Corner Cabinets** 



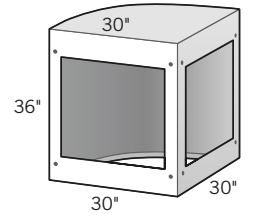
**BAR-HEIGHT 90° Radius Corner Cabinet with 10" Cantilever**  
30" d × 30" l × 40" h • OLPLSBHRC



**BAR-HEIGHT 90° Radius Corner Cabinet**  
30" d × 30" l × 40" h • OLPLSOBHR

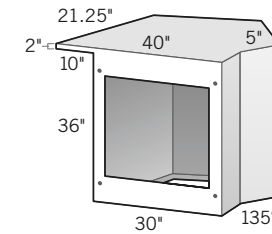


**90° Radius Corner Cabinet with 10" Cantilever**  
30" d × 30" l × 36" h • OLPLSCHRC

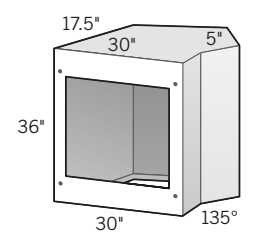


**90° Radius Corner Cabinet**  
30" d × 30" l × 36" h • OLPLSOCHR

**135° Corner Cabinets** 



**135° Corner Cabinet with 10" Cantilever**  
30" d × 36" h • OLPLSCC45



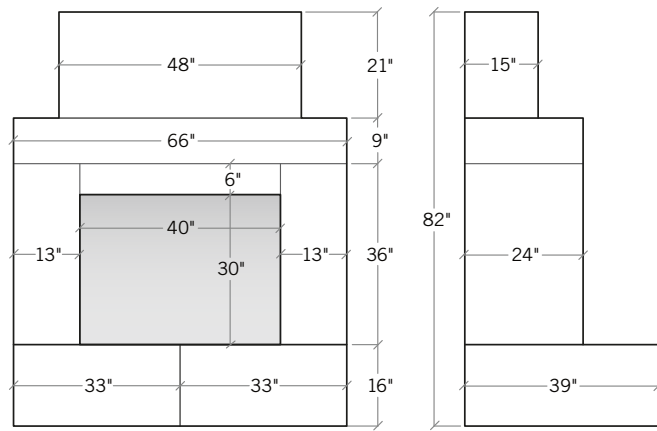
**135° Corner Cabinet**  
30" d × 36" h • OLPLSCH45



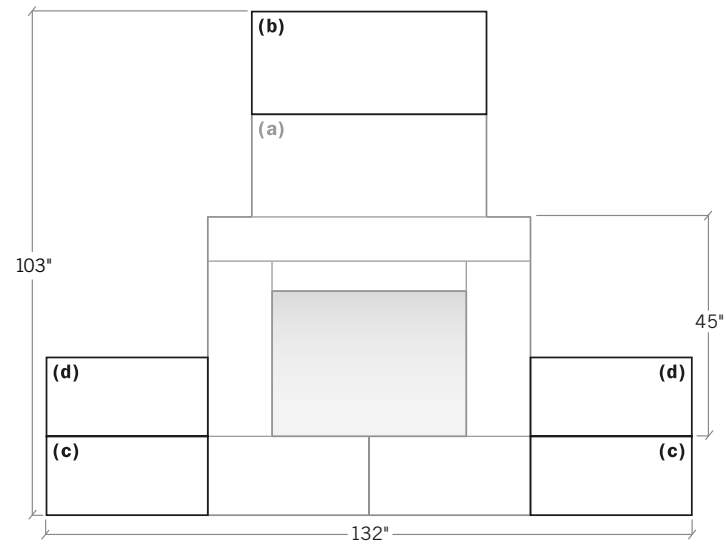
Eldorado Outdoor is manufactured with an Integrated Factory Scratch Coat. The scratch coat eliminates any additional prep work and is ready to immediately receive stone or brick, creating a real time saver. Since the scratch coat is integral to the cabinet design, it also guarantees a consistent groove depth allowing for a very strong shear bond between the cabinet and stone veneer.



## Wood-Burning Fireplace

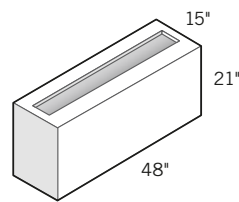


**Wood-Burning Fireplace**  
39" D × 66" L × 82" H • OLPLSFP04

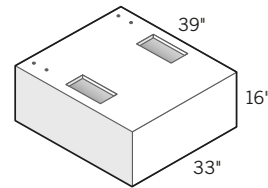


### Wood-Burning Fireplace Extensions

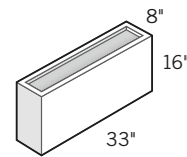
(a) Wood-Burning Fireplace OLPLSFP04 • (b) Chimney Extension with Metal Flue Liner OLPLSFP05  
(c) Hearth Extension OLPLSFP06 • (d) Hearth Extension Backrest OLPW81633



**Wood-Burning Fireplace Chimney Extension (with Metal Flue Liner)**  
15" D × 48" L × 21" H • OLPLSFP05



**Wood-Burning Fireplace Hearth Extension**  
39" D × 33" L × 16" H • OLPLSFP06



**Wood-Burning Fireplace Hearth Extension Backrest**  
8" D × 33" L × 16" H • OLPW81633

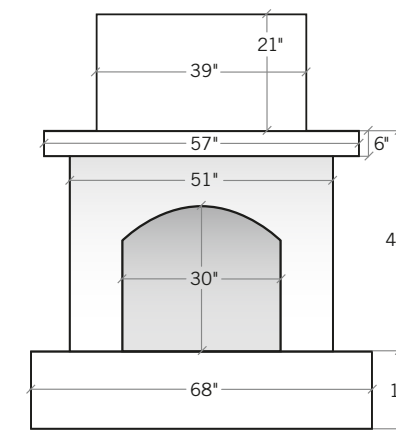


Eldorado Outdoor Wood-Burning Fireplace finished with Eldorado Stone® Prescott Bluffstone with customized seating & wood storage.

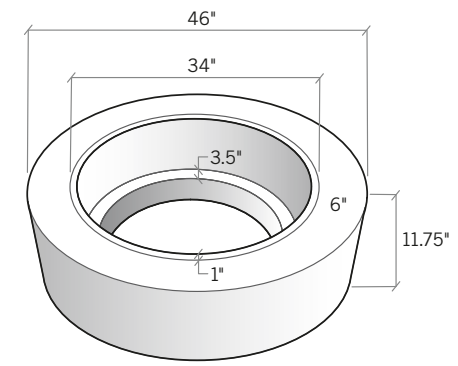


Eldorado Outdoor Gas-Burning Fireplace finished with natural stone veneer; columns feature Eldorado Stone® Custom Coastal Ledge.

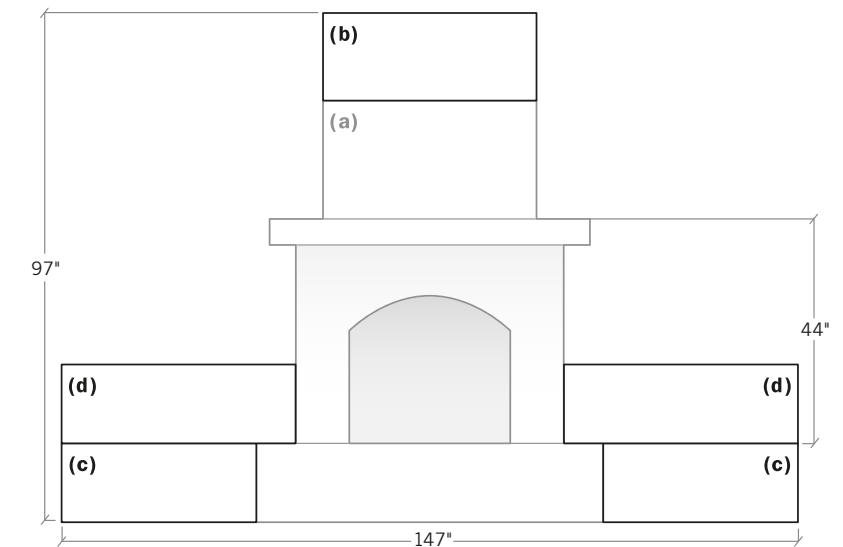
## Gas-Burning Fireplace & Fire Pit



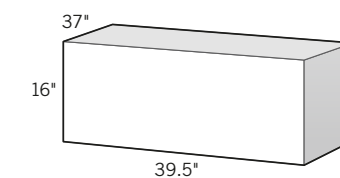
**Gas-Burning Fireplace**  
37"D × 68"L × 81"H • OLPLSFP01



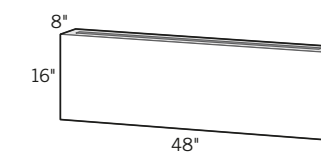
**Fire Pit**  
46" DIAMETER × 11.75"H • OLPLSFP48



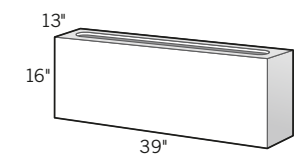
**Gas-Burning Fireplace Extensions**  
(a) Gas-Burning Fireplace OLPLSFP01 • (b) Chimney Extension OLPLSFP02  
(c) Hearth Extension OLPLSFP03 • (d) Hearth Extension Backrest OLPW81648



**Gas-Burning Fireplace  
Hearth Extension**  
37"D × 39.5"L × 16"H • OLPLSFP03

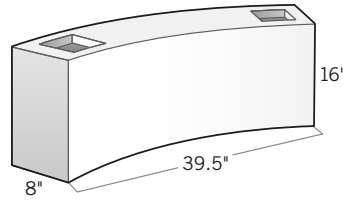


**Gas-Burning Fireplace  
Hearth Extension Backrest**  
8"D × 48"L × 16"H • OLPW81648



**Gas-Burning Fireplace  
Chimney Extension**  
13"D × 39"L × 16"H • OLPLSFP02

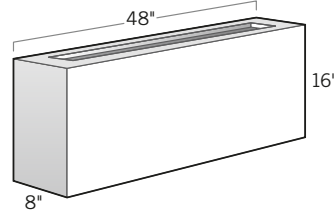
## Walls & Columns



### Curved Seating Wall (1/2 Circle)

8" D × 39.5" L × 16" H • OLPW81640

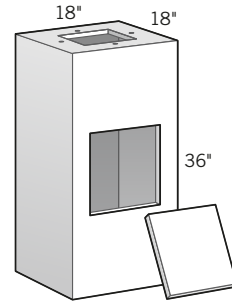
Curved seating wall is designed with a 51" radius from the center point to the inside edge, perfect for pairing with our round fire pit.



### Straight Seating Wall

8" D × 48" L × 16" H • OLPW81648

Create seating walls in hours vs. days. Finish with Eldorado Stone & Wall Caps for an authentic masonry appearance.

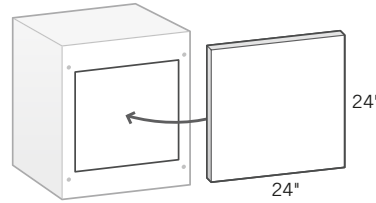


### Column with End Cap

18" D × 18" L × 36" H • OLPLS1836

Instantly build perfect stone or brick columns. Column ships with access panel. Designed with top and bottom flange for attaching masonry anchor or bolting.

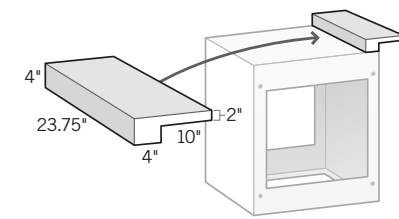
## Accessories



### Cabinet End Cap

24" × 24" sq • OLPLSECAP

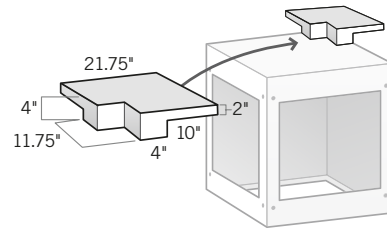
End Caps complete the installation by closing off openings on either end of assembled island.



### Straight Raised Backsplash

OLPLSBSTR

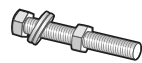
Creates 4" high raised backsplash (23.75" long) with 10" cantilever and 14" counter surface. Requires 3 bolts for mounting (not included).



### Corner Raised Backsplash

OLPLSBCRN

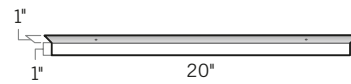
Creates 4" high raised corner backsplash with 10" cantilever; connects to Straight Raised Backsplash for L-shaped configurations. Requires 2 bolts for mounting (not included).



### Fastener Set

OLPLSF004

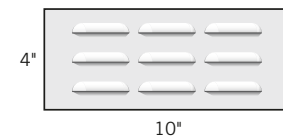
Includes 4 nuts, 4 bolts & 8 washers. One fastener set is required to secure two cabinets.



### Appliance Bracket Set

OLPLSAB02

Includes 2 brackets & screws for use with drawers, doors, etc. Works with flanges to secure items in cabinet cut-outs.



### Vent

O1000VENT

Vents are recommended by many barbecue appliance manufacturers when installing gas appliances into a closed cabinet.



Eldorado Outdoor Columns installed with Eldorado Stone® Custom Coastal Ledge.

Design the ultimate outdoor retreat with the Eldorado Outdoor Design Tool. Create an outdoor kitchen, fireplace, fire pit or seating area. Visit:

[eldoradostone.com/outdoor/tool](http://eldoradostone.com/outdoor/tool)





Because Eldorado Stone replicates natural stone, variations should, and can be expected. Even though colors in this brochure are as close to the actual stone as possible, photographic and printing techniques — and actual viewing conditions — can alter perception of color.

If you would like more information on prices, availability of product, the name of your local distributor, or answers to any questions not covered in this brochure, please contact us. We would be happy to assist you with your outdoor living building plans. Detailed installation instructions, specifications, technical information and test data is available upon request.

**800.925.1491 [eldoradostone.com/outdoor](http://eldoradostone.com/outdoor)**



A HEADWATERS COMPANY